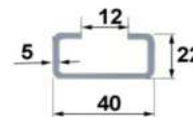
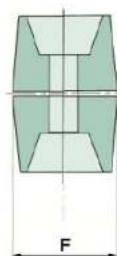
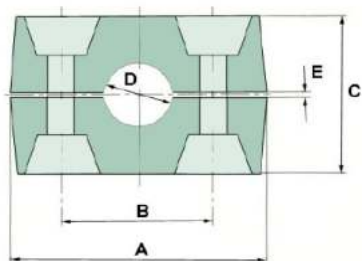


**BACRUFLEX**Al servicio de la minería,
pesquería e industria

Catálogo de productos

ABRAZADERAS

Heavy Duty Hydraulic Pipe Clamps – 84.200

rails for D and E sets
in 2 m lengths standardAccording to **DIN 3015**Available Sets: **A, B, D, E, H** – add the set identification letter at the end of the type group (ex. 84.200A.0060)
sets B, D, E & H only available up to size 84.200-.0700

Part Number	Pipe External Ø		Dimensions (mm)							Lower plate (l x w x th)	Upper plate (l x w x th)
	D		A	B	C	E	F	Screw			
	mm	inch									
84.200-.0060	6		56	33	33	1,0	30	M10	74 x 30 x 8	74 x 30 x 8	
84.200-.0080	8		56	33	33	1,0	30	M10	74 x 30 x 8	74 x 30 x 8	
84.200-.0100	10	1/8"	56	33	33	1,0	30	M10	74 x 30 x 8	74 x 30 x 8	
84.200-.0120	12		56	33	33	1,0	30	M10	74 x 30 x 8	74 x 30 x 8	
84.200-.0135	13,5	1/4"	56	33	33	1,0	30	M10	74 x 30 x 8	74 x 30 x 8	
84.200-.0140	14		56	33	33	1,0	30	M10	74 x 30 x 8	74 x 30 x 8	
84.200-.0150	15		56	33	33	1,0	30	M10	74 x 30 x 8	74 x 30 x 8	
84.200-.0160	16		56	33	33	1,0	30	M10	74 x 30 x 8	74 x 30 x 8	
84.200-.0167	16,7		56	33	33	1,0	30	M10	74 x 30 x 8	74 x 30 x 8	
84.200-.0172	17,2	3/8"	56	33	33	1,0	30	M10	74 x 30 x 8	74 x 30 x 8	
84.200-.0180	18		56	33	33	1,0	30	M10	74 x 30 x 8	74 x 30 x 8	
84.200-.0200	20		71	45	48	1,0	30	M10	86 x 30 x 8	86 x 30 x 8	
84.200-.0213	21,3	1/2"	71	45	48	1,0	30	M10	86 x 30 x 8	86 x 30 x 8	
84.200-.0220	22		71	45	48	1,0	30	M10	86 x 30 x 8	86 x 30 x 8	
84.200-.0250	25		71	45	48	1,0	30	M10	86 x 30 x 8	86 x 30 x 8	
84.200-.0269	26,9	3/4"	71	45	48	1,0	30	M10	86 x 30 x 8	86 x 30 x 8	
84.200-.0280	28		71	45	48	1,0	30	M10	86 x 30 x 8	86 x 30 x 8	
84.200-.0300	30		71	45	48	1,0	30	M10	86 x 30 x 8	86 x 30 x 8	
84.200-.0301	30		85	60	61	1,0	30	M10	100 x 30 x 8	100 x 30 x 8	
84.200-.0320	32		85	60	61	1,0	30	M10	100 x 30 x 8	100 x 30 x 8	
84.200-.0337	33,7	1"	85	60	61	1,0	30	M10	100 x 30 x 8	100 x 30 x 8	
84.200-.0350	35		85	60	61	1,0	30	M10	100 x 30 x 8	100 x 30 x 8	
84.200-.0380	38		85	60	61	1,0	30	M10	100 x 30 x 8	100 x 30 x 8	
84.200-.0381	38		116	90	90	2,0	45	M12	140 x 45 x 8	140 x 45 x 10	
84.200-.0400	40		85	60	61	1,0	30	M10	100 x 30 x 8	100 x 30 x 8	
84.200-.0420	42	1-1/4"	116	90	90	2,0	45	M12	140 x 45 x 8	140 x 45 x 10	
84.200-.0483	48,3	1-1/2"	116	90	90	2,0	45	M12	140 x 45 x 8	140 x 45 x 10	
84.200-.0500	50		116	90	90	2,0	45	M12	140 x 45 x 8	140 x 45 x 10	
84.200-.0550	55		116	90	122	2,0	45	M12	140 x 45 x 8	140 x 45 x 10	
84.200-.0603	60,3	2"	116	90	122	2,0	45	M12	140 x 45 x 8	140 x 45 x 10	
84.200-.0635	63,5		116	90	122	2,0	45	M12	140 x 45 x 8	140 x 45 x 10	
84.200-.0650	65		116	90	122	2,0	45	M12	140 x 45 x 8	140 x 45 x 10	
84.200-.0700	70		116	90	122	2,0	45	M12	140 x 45 x 8	140 x 45 x 10	

(continues on the next page)

Construction characteristics and dimensions may be changed at any time without prior notice.

The data contained herein is information purposes only and does not enlarge, amend or imply any warranty other than provided by the manufacturer with the product. Any use of the product not in conformance with the manufacturer's instructions may be dangerous.

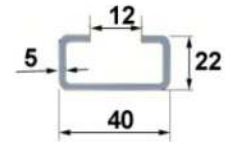
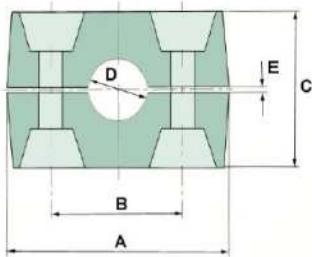
Only items in this catalogue are carried in stock. Some items are subjected to minimum quantities or sold only in multiples of standard quantities. Please refer to the price list or contact our commercial department.

**BACRUFLEX**Al servicio de la minería,
pesquería e industria

Catálogo de productos

ABRAZADERAS

Heavy Duty Hydraulic Pipe Clamps (cont.) – 84.200

rails for D and E sets
in 2 m lengths standardAccording to **DIN 3015**Available Sets: **A, B*, D*, E*, H*** – add the set identification letter at the end of the type group (ex. 84.200A.0650)
sets B, D, E & H only available up to size 84.200-.0700

Part Number	Pipe External Ø		Dimensions (mm)							Lower plate (l x w x th)	Upper plate (l x w x th)
	D		A	B	C	E	F	Screw			
	mm	inch									
84.200-.0650	65		155	122	122	2,5	60	M16	180 x 60 x 11	180 x 60 x 10	
84.200-.0700	70		155	122	122	2,5	60	M16	180 x 60 x 11	180 x 60 x 10	
84.200A.0730	73		155	122	122	2,5	60	M16	180 x 60 x 11	180 x 60 x 10	
84.200A.0761	76,1	2-1/2"	155	122	122	2,5	60	M16	180 x 60 x 11	180 x 60 x 10	
84.200A.0800	80		155	122	122	2,5	60	M16	180 x 60 x 11	180 x 60 x 10	
84.200A.0825	82,5		155	122	122	2,5	60	M16	180 x 60 x 11	180 x 60 x 10	
84.200A.0889	88,9	3"	155	122	122	2,5	60	M16	180 x 60 x 11	180 x 60 x 10	
84.200A.0890	88,9	3"	209	168	172	2,5	80	M20	226 x 80 x 17	226 x 80 x 15	
84.200A.1000	100		209	168	172	2,5	80	M20	226 x 80 x 17	226 x 80 x 15	
84.200A.1016	101,6	3-1/2"	209	168	172	2,5	80	M20	226 x 80 x 17	226 x 80 x 15	
84.200A.1080	108		209	168	172	2,5	80	M20	226 x 80 x 17	226 x 80 x 15	
84.200A.1143	114,3	4"	209	168	172	2,5	80	M20	226 x 80 x 17	226 x 80 x 15	
84.200A.1270	127	4-1/2"	209	168	172	2,5	80	M20	226 x 80 x 17	226 x 80 x 15	
84.200A.1330	133		209	168	172	2,5	80	M20	226 x 80 x 17	226 x 80 x 15	
84.200A.1397	139,7	5"	252	205	202	3,5	90	M24	270 x 90 x 20	270 x 90 x 15	
84.200A.1524	152,4		252	205	202	3,5	90	M24	270 x 90 x 20	270 x 90 x 15	
84.200A.1590	159		252	205	202	3,5	90	M24	270 x 90 x 20	270 x 90 x 15	
84.200A.1650	165		252	205	202	3,5	90	M24	270 x 90 x 20	270 x 90 x 15	
84.200A.1778	177,8		252	205	202	3,5	90	M24	270 x 90 x 20	270 x 90 x 15	
84.200A.2160	216		338	265	271	3,5	120	M30	340 x 120 x 20	340 x 120 x 25	
84.200A.2194	219,4	8"	338	265	271	3,5	120	M30	340 x 120 x 20	340 x 120 x 25	
84.200A.2445	244,5	9"	476	395	410	10	160	M30	520 x 160 x 22	520 x 160 x 30	
84.200A.2730	273	10"	476	395	410	10	160	M30	520 x 160 x 22	520 x 160 x 30	
84.200A.3239	323,9	12"	476	395	410	10	160	M30	520 x 160 x 22	520 x 160 x 30	
84.200A.3556	355,6	14"	640	535	542	30	180	M30	680 x 180 x 22	680 x 180 x 30	
84.200A.4064	406,4	16"	640	535	542	30	180	M30	680 x 180 x 22	680 x 180 x 30	

lower & upper plate also available in 'double' type, with double width

available materials:

Construction characteristics and dimensions may be changed at any time without prior notice.

The data contained herein is information purposes only and does not enlarge, amend or imply any warranty other than provided by the manufacturer with the product. Any use of the product not in conformance with the manufacturer's instructions may be dangerous.

Only items in this catalogue are carried in stock. Some items are subjected to minimum quantities or sold only in multiples of standard quantities. Please refer to the price list or contact our commercial department.