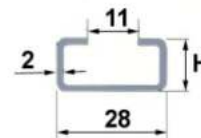
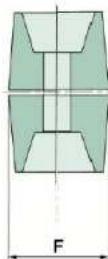
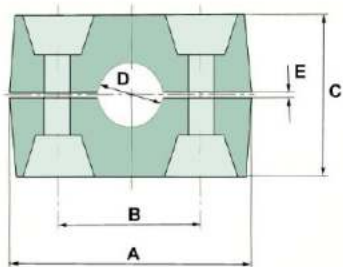




Light Duty Hydraulic Pipe Clamps – 84.100



rails for D, E and F sets
in 2 m lengths standard;
H = 11, 14 Or 30 mm

According to **DIN 3015**

Available Sets: **A, B, C, D, E, F, G, H** – add the set identification letter at the end of the type group (ex. 84.100A.0060)

Part Number	Pipe External Ø		Dimensions (mm)						
	D	inch	A	B	C	E	Screw	Lower plate	Upper plate
								(l x w x th)	(l x w x th)
84.100-.0060	6		37	20	27	0,4	M6	36 x 30 x 3	34 x 30 x 3
84.100-.0080	8		37	20	27	0,4	M6	36 x 30 x 3	34 x 30 x 3
84.100-.0100	10	1/8"	37	20	27	0,4	M6	36 x 30 x 3	34 x 30 x 3
84.100-.0120	12		37	20	27	0,4	M6	36 x 30 x 3	34 x 30 x 3
84.100-.0127	12,7		43	26	33	0,6	M6	42 x 30 x 3	40 x 30 x 3
84.100-.0135	13,5	1/4"	43	26	33	0,6	M6	42 x 30 x 3	40 x 30 x 3
84.100-.0140	14		43	26	33	0,6	M6	42 x 30 x 3	40 x 30 x 3
84.100-.0150	15		43	26	33	0,6	M6	42 x 30 x 3	40 x 30 x 3
84.100-.0160	16		43	26	33	0,6	M6	42 x 30 x 3	40 x 30 x 3
84.100-.0172	17,2	3/8"	43	26	33	0,6	M6	42 x 30 x 3	40 x 30 x 3
84.100-.0180	18		43	26	33	0,6	M6	42 x 30 x 3	40 x 30 x 3
84.100-.0190	19		50	33	35	0,6	M6	50 x 30 x 3	48 x 30 x 3
84.100-.0200	20		50	33	35	0,6	M6	50 x 30 x 3	48 x 30 x 3
84.100-.0213	21,3	1/2"	50	33	35	0,6	M6	50 x 30 x 3	48 x 30 x 3
84.100-.0220	22		50	33	35	0,6	M6	50 x 30 x 3	48 x 30 x 3
84.100-.0250	25		50	33	35	0,6	M6	50 x 30 x 3	48 x 30 x 3
84.100-.0269	26,9	3/4"	59	40	42	0,6	M6	60 x 30 x 3	57 x 30 x 3
84.100-.0280	28		59	40	42	0,6	M6	60 x 30 x 3	57 x 30 x 3
84.100-.0300	30		59	40	42	0,6	M6	60 x 30 x 3	57 x 30 x 3
84.100-.0320	32		71	52	58	0,8	M6	72 x 30 x 3	70 x 30 x 3
84.100-.0337	33,7	1"	71	52	58	0,8	M6	72 x 30 x 3	70 x 30 x 3
84.100-.0350	35		71	52	58	0,8	M6	72 x 30 x 3	70 x 30 x 3
84.100-.0380	38		71	52	58	0,8	M6	72 x 30 x 3	70 x 30 x 3
84.100-.0400	40		71	52	58	0,8	M6	72 x 30 x 3	70 x 30 x 3
84.100-.0420	42	1-1/4"	71	52	58	0,8	M6	72 x 30 x 3	70 x 30 x 3
84.100-.0483	48,3	1-1/2"	86	66	66	0,8	M6	88 x 30 x 3	86 x 30 x 3
84.100-.0508	50,8		86	66	66	0,8	M6	88 x 30 x 3	86 x 30 x 3

available materials:

Construction characteristics and dimensions may be changed at any time without prior notice.

The data contained herein is information purposes only and does not enlarge, amend or imply any warranty other than provided by the manufacturer with the product. Any use of the product not in conformance with the manufacturer's instructions may be dangerous.

Only items in this catalogue are carried in stock. Some items are subjected to minimum quantities or sold only in multiples of standard quantities. Please refer to the price list or contact our commercial department.